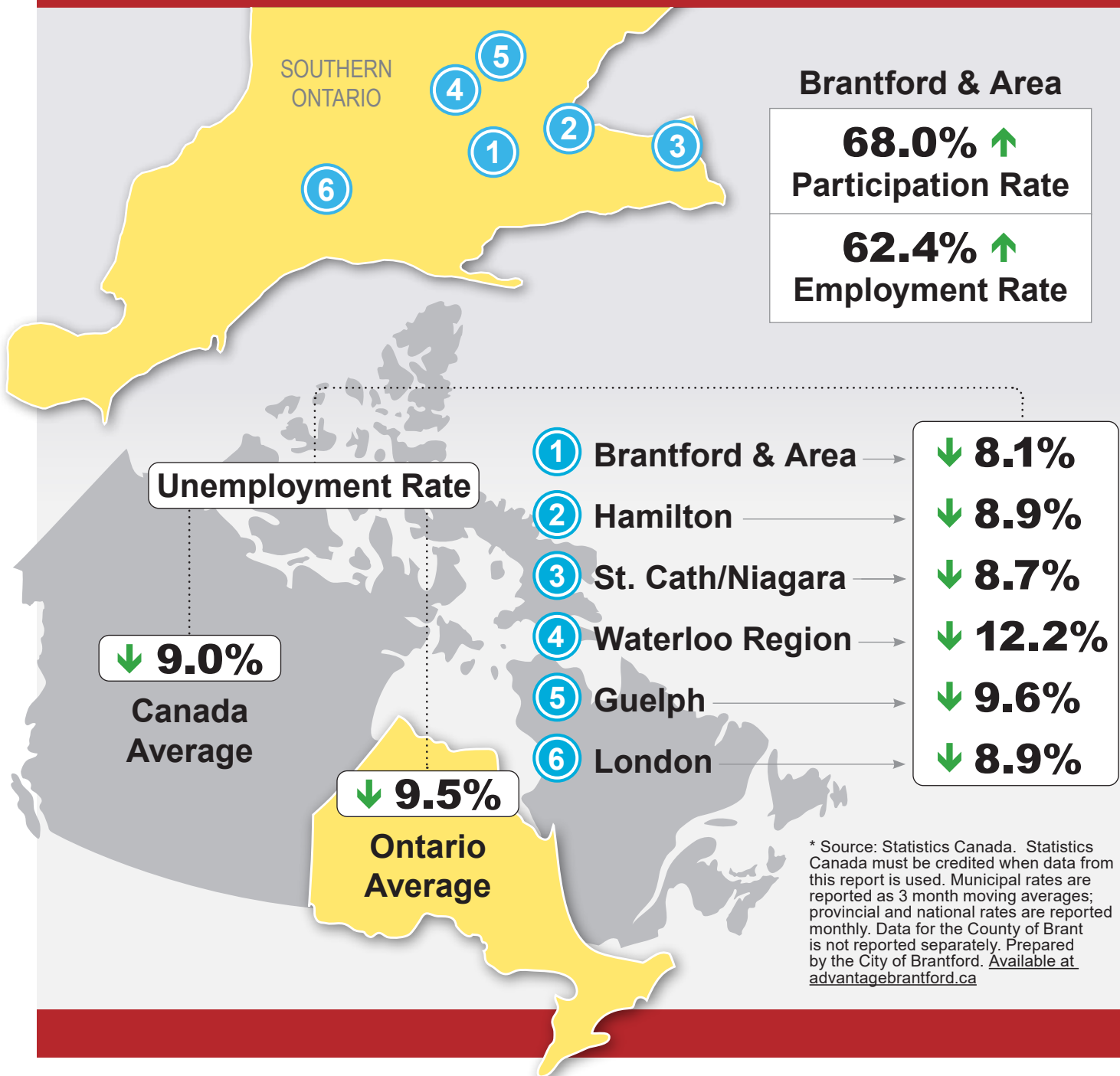
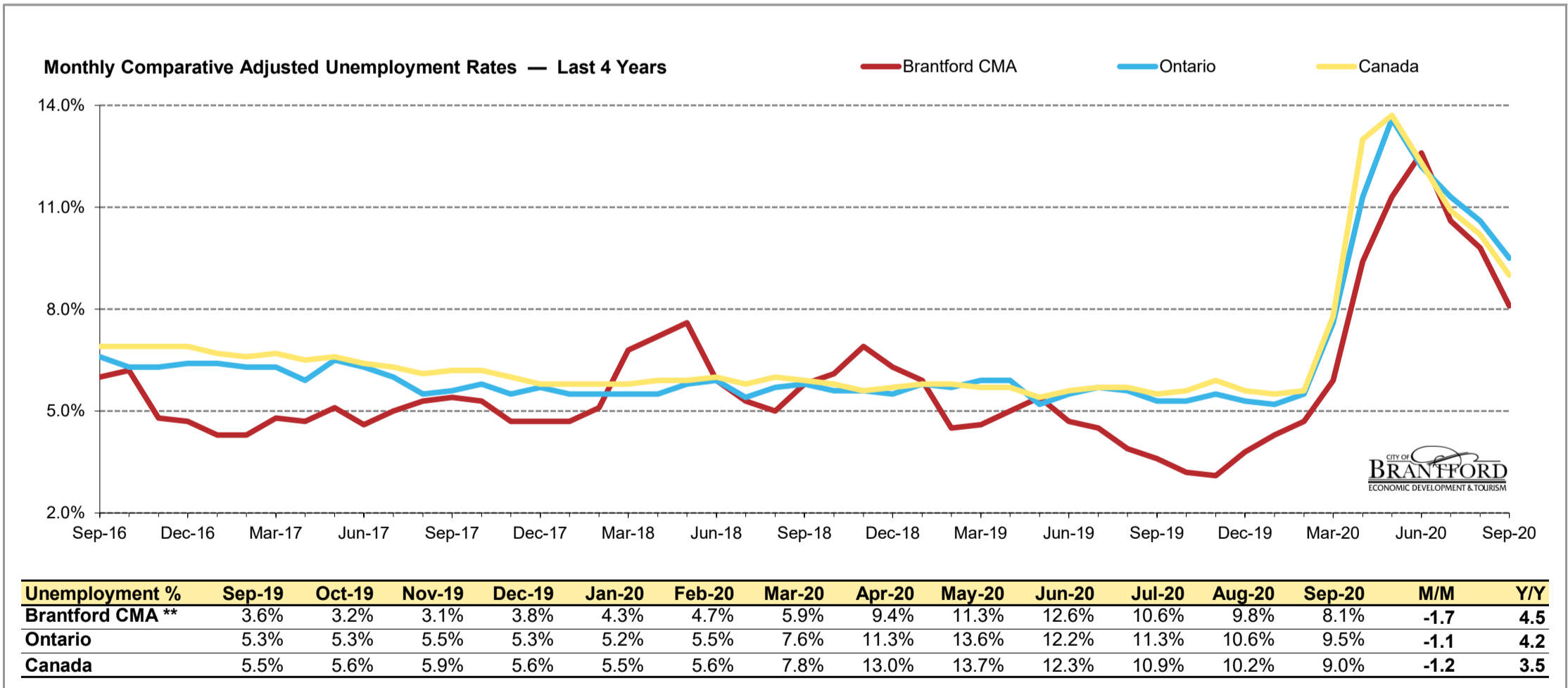
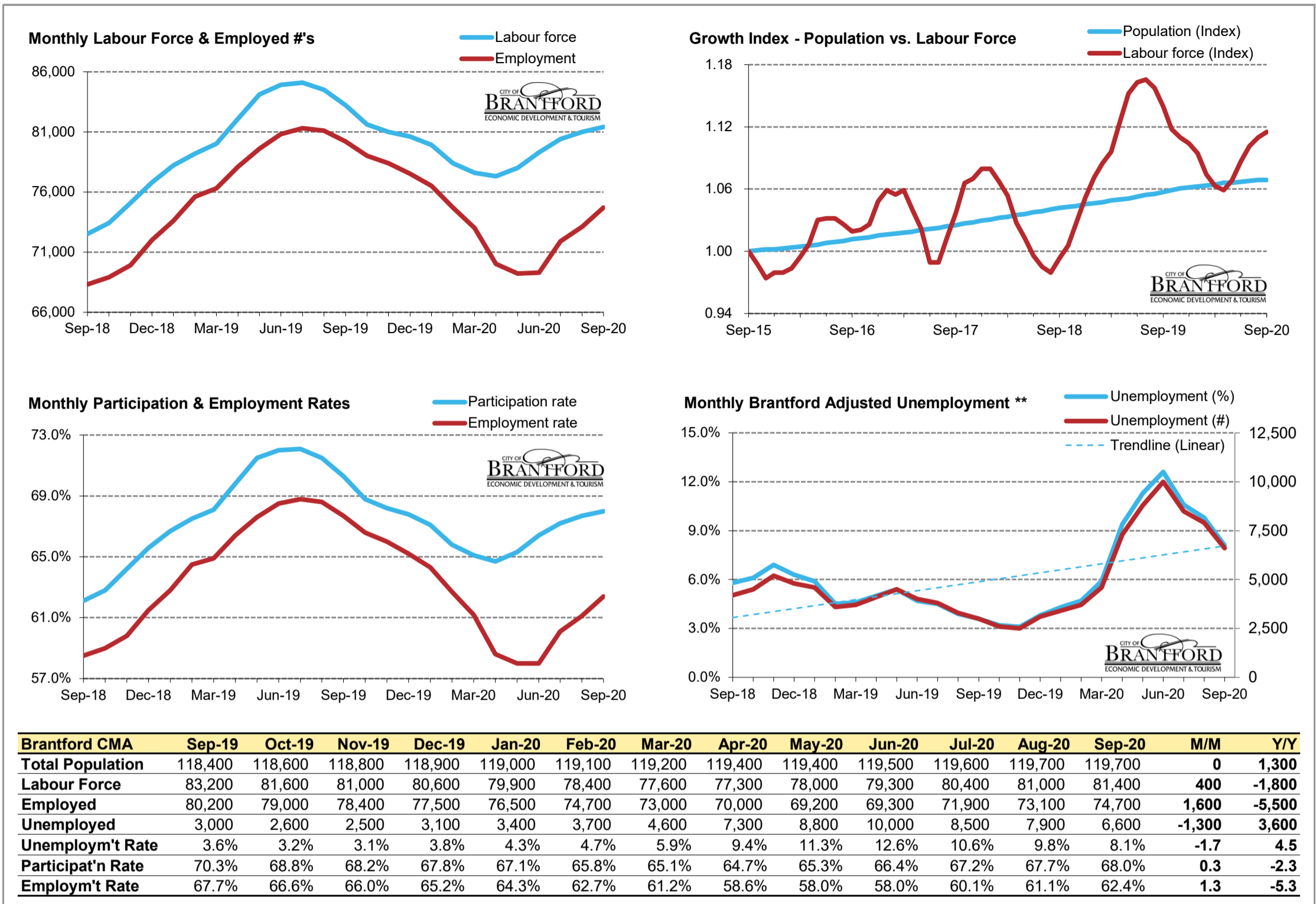




## Local Labour Market Report\*

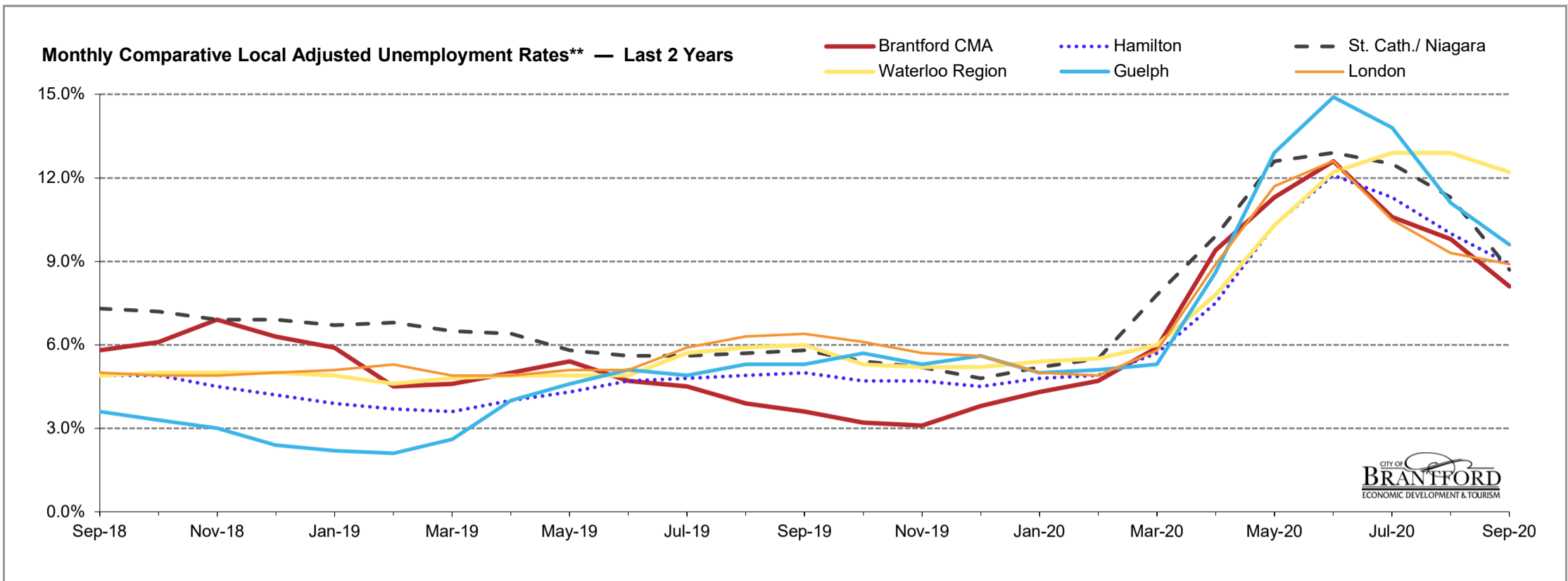




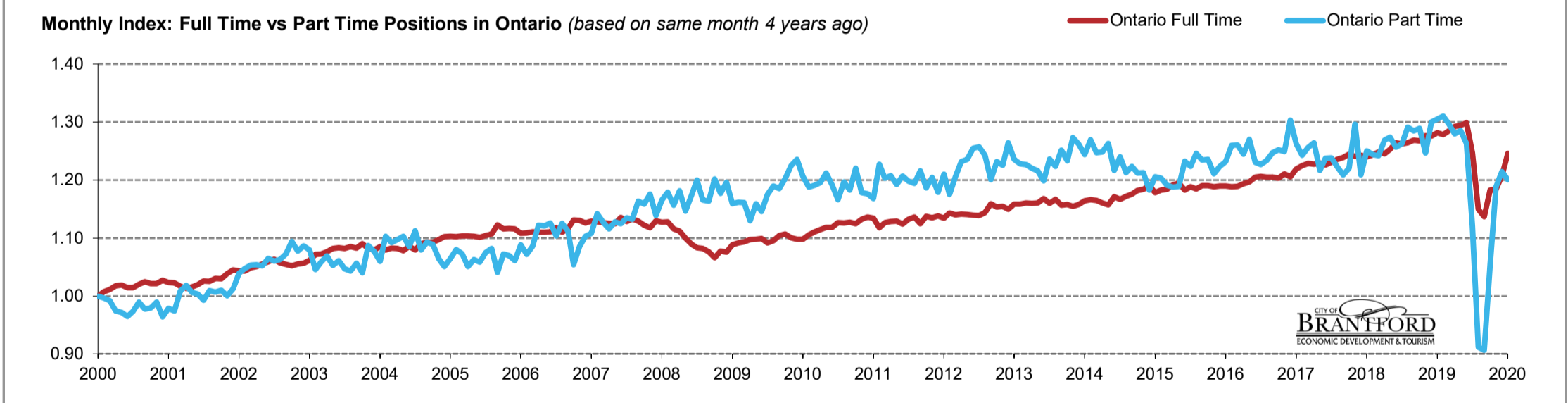
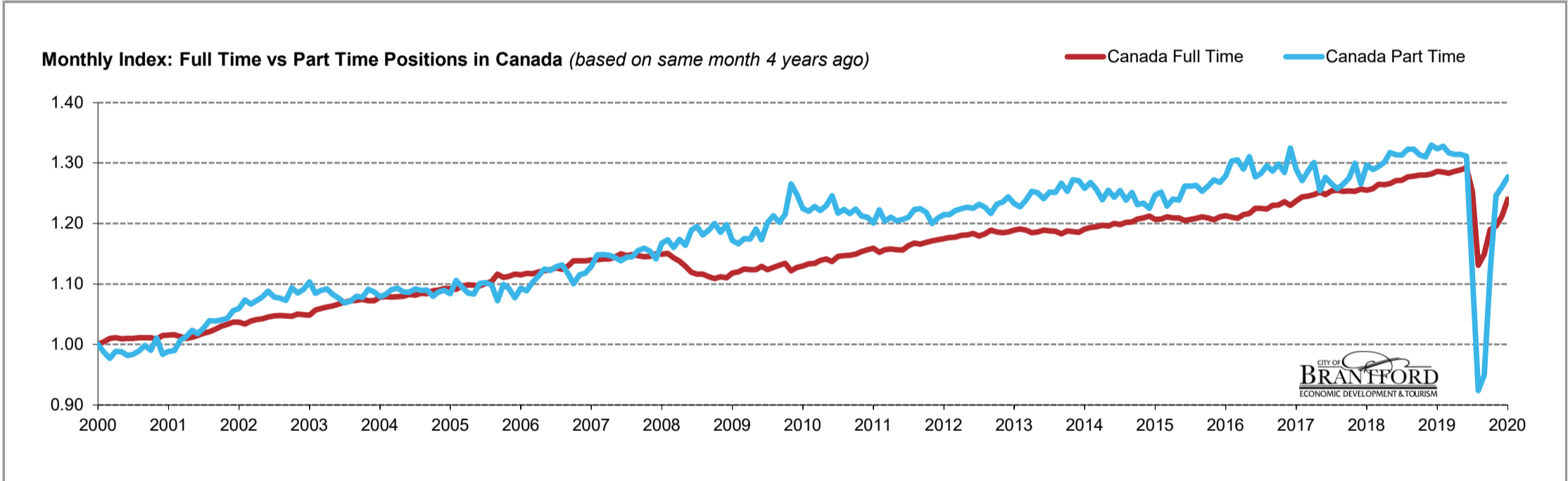
\* Source: Stats Canada. Based on persons of working age, 15 years and over. Statistics Canada must be credited when data from this report is used.

\*\* Monthly municipal rates are reported as 3 month moving averages. All others are reported monthly.

Data for the County of Brant is not reported separately by Stats Canada. Prepared by the City of Brantford's Economic Development Department. Available at [advantagebrantford.ca](http://advantagebrantford.ca)

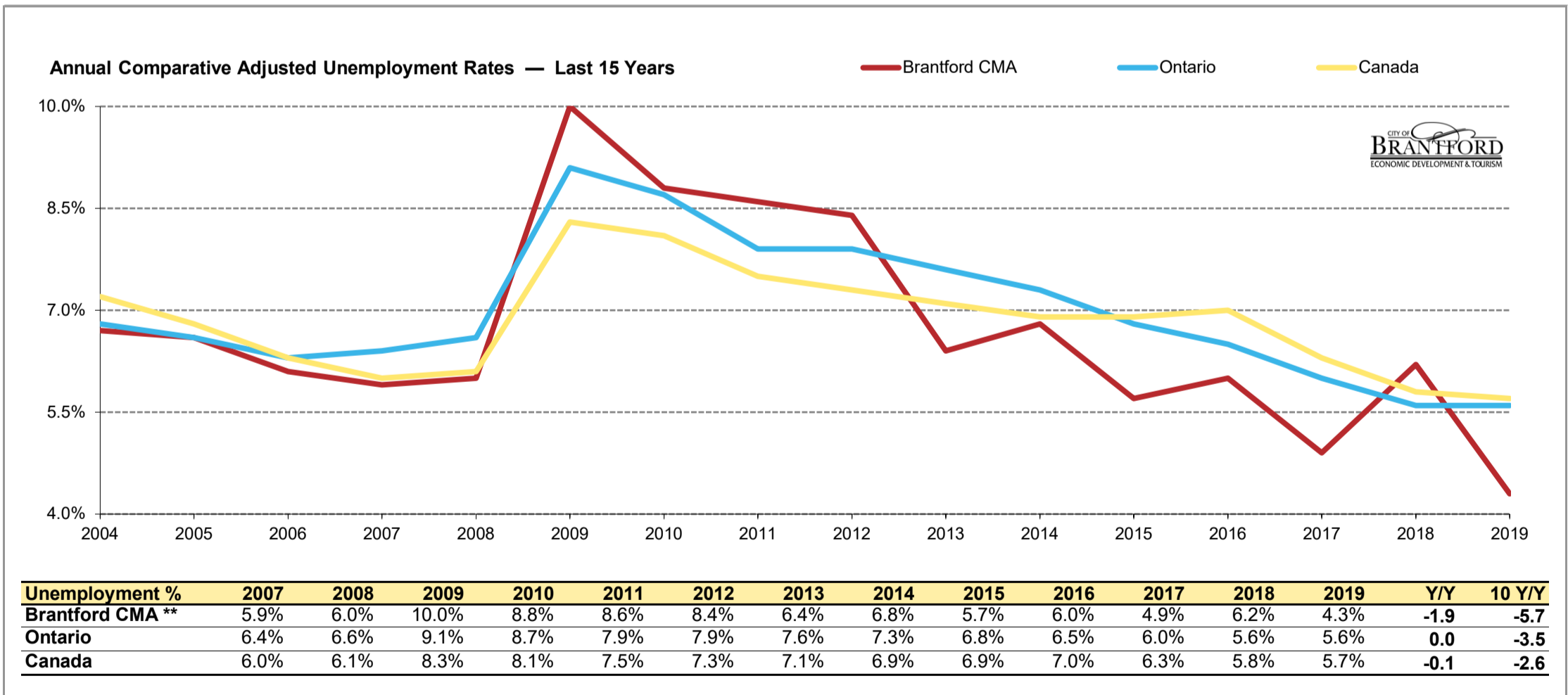
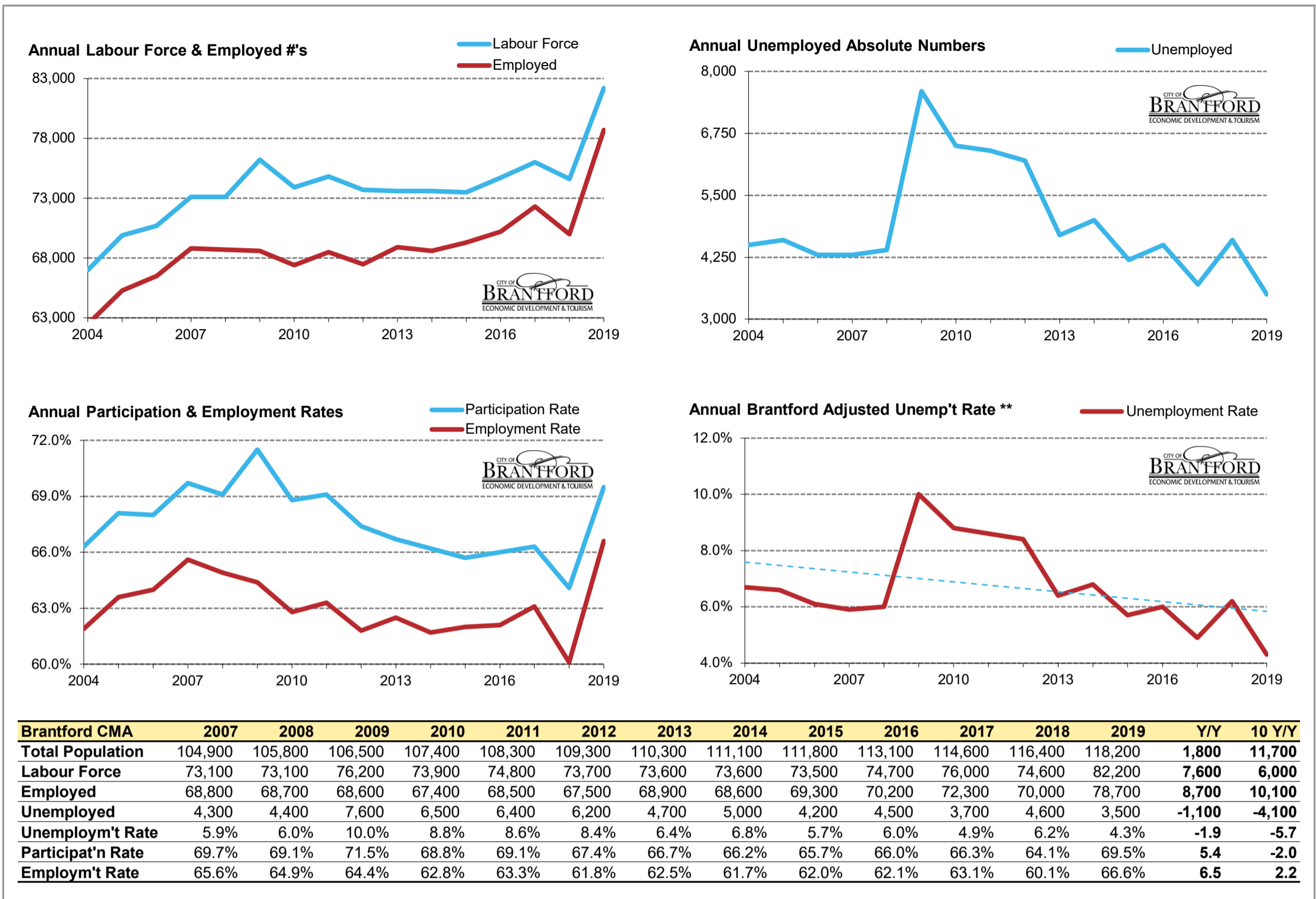


Unemployment %	Sep-19	Oct-19	Nov-19	Dec-19	Jan-20	Feb-20	Mar-20	Apr-20	May-20	Jun-20	Jul-20	Aug-20	Sep-20	M/M	Y/Y
<b>Brantford CMA</b>	3.6%	3.2%	3.1%	3.8%	4.3%	4.7%	5.9%	9.4%	11.3%	12.6%	10.6%	9.8%	8.1%	-1.7	4.5
<b>Hamilton</b>	5.0%	4.7%	4.7%	4.5%	4.8%	4.9%	5.7%	7.5%	10.3%	12.1%	11.3%	10.0%	8.9%	-1.1	3.9
<b>St. Cath./Niagara</b>	5.8%	5.4%	5.2%	4.8%	5.2%	5.5%	7.8%	9.9%	12.6%	12.9%	12.5%	11.3%	8.7%	-2.6	2.9
<b>Waterloo Region</b>	6.0%	5.3%	5.2%	5.2%	5.4%	5.5%	6.0%	7.8%	10.3%	12.2%	12.9%	12.9%	12.2%	-0.7	6.2
<b>Guelph</b>	5.3%	5.7%	5.3%	5.6%	5.0%	5.1%	5.3%	8.6%	12.9%	14.9%	13.8%	11.1%	9.6%	-1.5	4.3
<b>London</b>	6.4%	6.1%	5.7%	5.6%	5.0%	4.9%	5.8%	8.9%	11.7%	12.6%	10.5%	9.3%	8.9%	-0.4	2.5



FT vs PT Positions	Sep-19	Oct-19	Nov-19	Dec-19	Jan-20	Feb-20	Mar-20	Apr-20	May-20	Jun-20	Jul-20	Aug-20	Sep-20	% M/M	% Y/Y
<b>Canada FT (000's)</b>	15,541.9	15,526.6	15,501.6	15,535.5	15,571.2	15,608.8	15,134.8	13,662.8	13,882.2	14,370.3	14,443.5	14,649.3	14,983.3	2.3	-3.6
<b>Canada PT (000's)</b>	3,613.0	3,625.1	3,595.6	3,589.1	3,587.9	3,580.6	3,043.9	2,522.0	2,592.3	3,057.1	3,402.4	3,442.4	3,486.6	1.3	-3.5
<b>Canada FT %</b>	81.1%	81.1%	81.2%	81.2%	81.3%	81.3%	83.3%	84.4%	84.3%	82.5%	80.9%	81.0%	81.1%		
<b>Canada PT %</b>	18.9%	18.9%	18.8%	18.8%	18.7%	18.7%	16.7%	15.6%	15.7%	17.5%	19.1%	19.0%	18.9%		
<b>Ontario FT (000's)</b>	6,113.2	6,095.7	6,128.2	6,163.7	6,173.7	6,194.0	5,945.5	5,481.1	5,421.9	5,641.4	5,647.0	5,760.6	5,943.0	3.2	-2.8
<b>Ontario PT (000's)</b>	1,406.1	1,411.7	1,397.1	1,378.6	1,384.6	1,361.1	1,206.8	982.0	976.8	1,135.1	1,280.2	1,308.3	1,293.6	-1.1	-8.0
<b>Ontario FT %</b>	81.3%	81.2%	81.4%	81.7%	81.7%	82.0%	83.1%	84.8%	84.7%	83.2%	81.5%	81.5%	82.1%		
<b>Ontario PT %</b>	18.7%	18.8%	18.6%	18.3%	18.3%	18.0%	16.9%	15.2%	15.3%	16.8%	18.5%	18.5%	17.9%		

\* Source: Stats Canada. Based on persons of working age, 15 years and over. Statistics Canada must be credited when data from this report is used.  
 \*\* Monthly municipal rates are reported as 3 month moving averages. All others are reported monthly.  
 Data for the County of Brant is not reported separately by Stats Canada. Prepared by the City of Brantford's Economic Development Department. Available at [advantagebrantford.ca](http://advantagebrantford.ca)

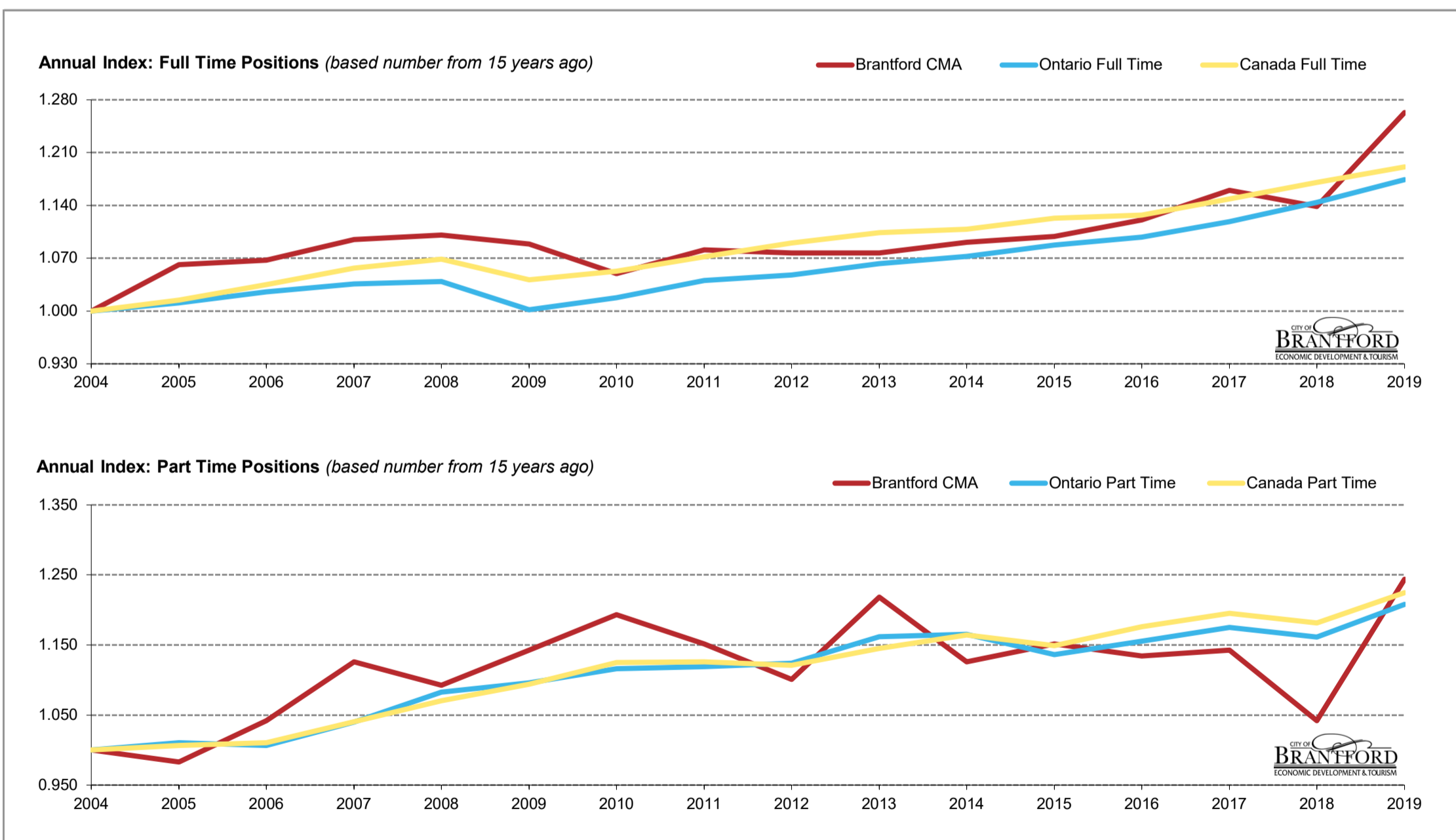
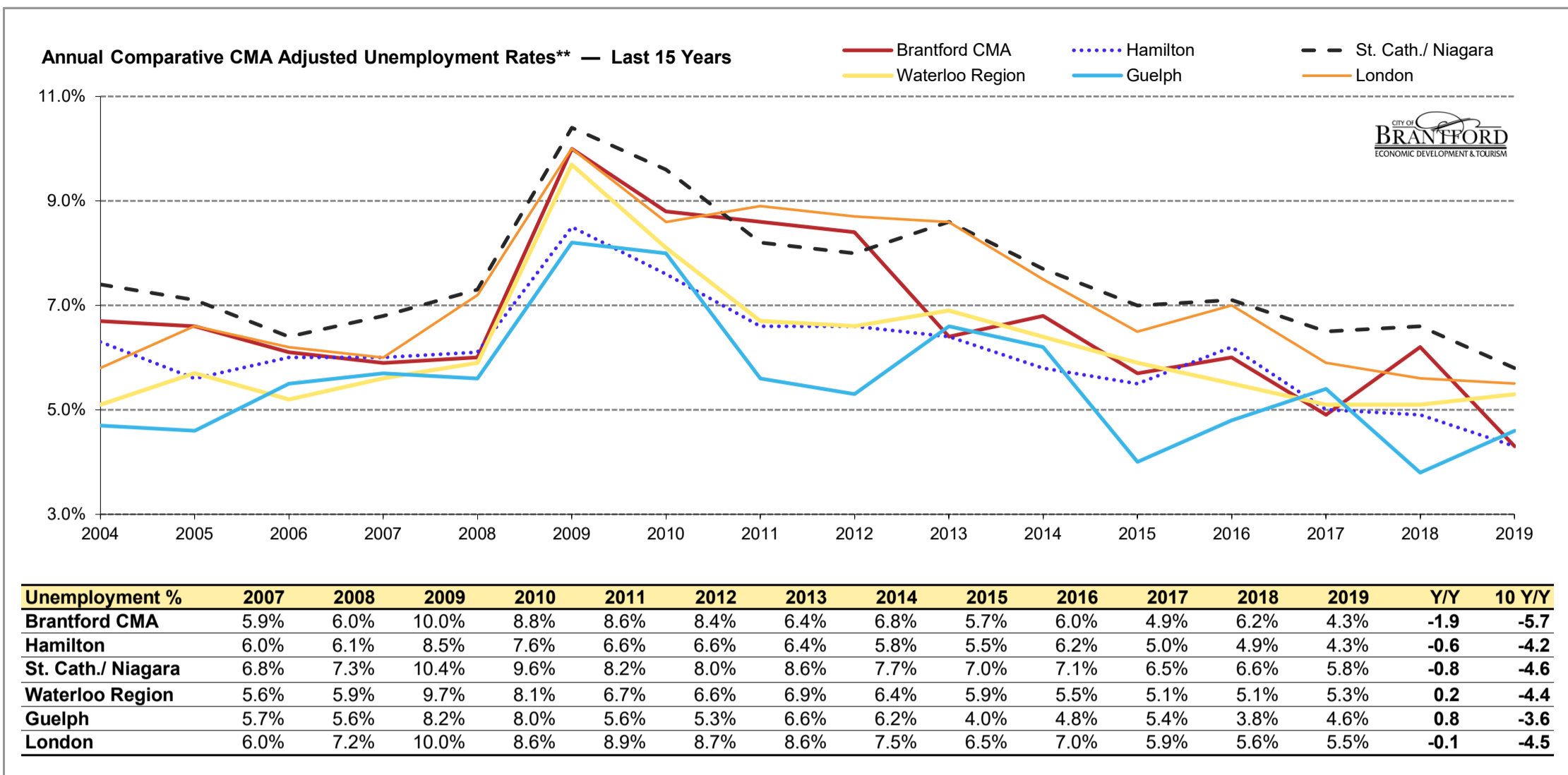


\* Source: Stats Canada. Based on persons of working age, 15 years and over. Statistics Canada must be credited when data from this report is used.

\*\* Monthly municipal rates are reported as 3 month moving averages. All others are reported monthly.

Data for the County of Brant is not reported separately by Stats Canada. Prepared by the City of Brantford's Economic Development Department. Available at [advantagebrantford.ca](http://advantagebrantford.ca)

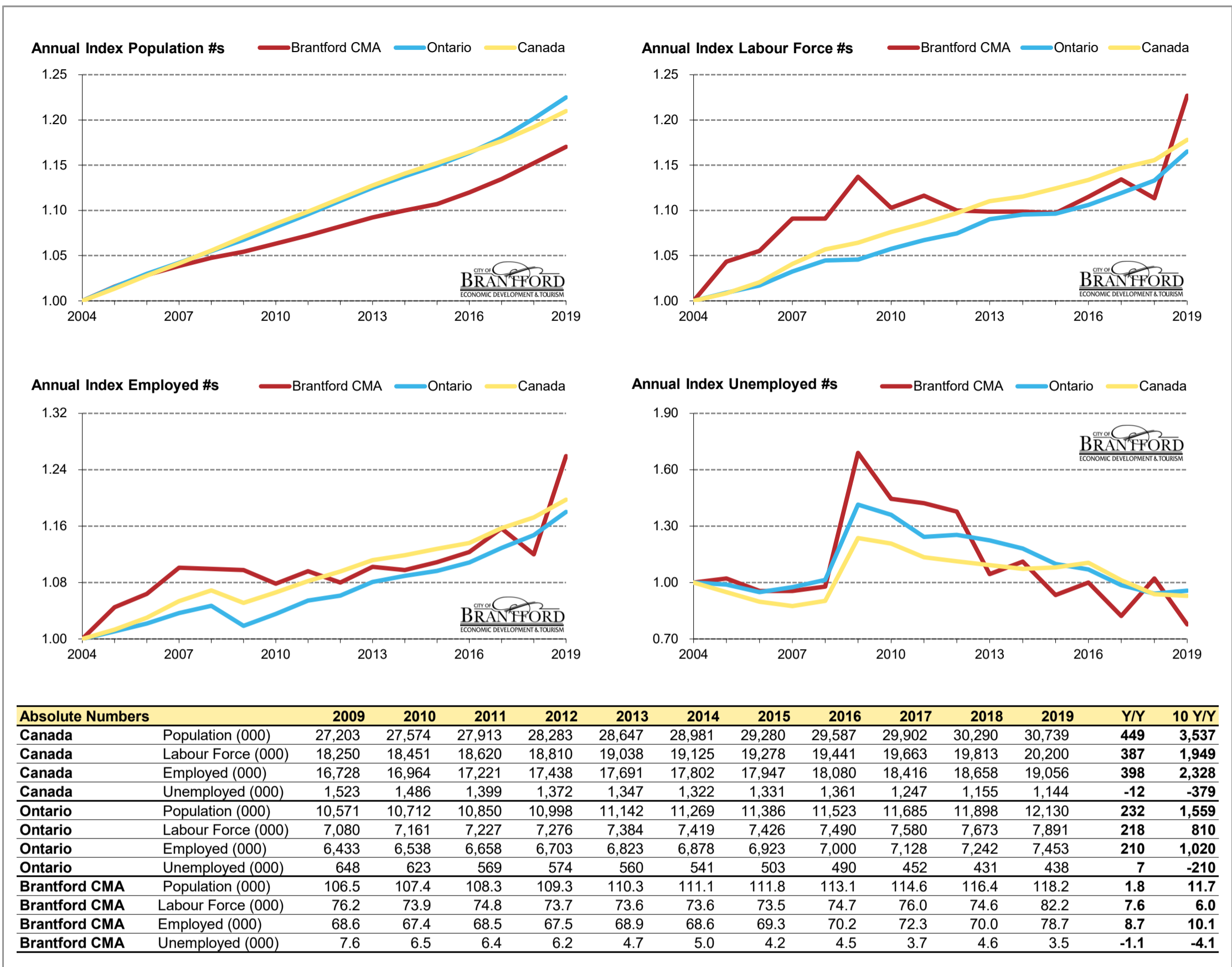




FT vs PT Positions	2007	2008	2009	2010	2011	2012	2013	2014	2015	2016	2017	2018	2019	Y/Y %	10 Y/Y %
<b>Canada FT (000)</b>	13,702.1	13,854.7	13,502.6	13,647.2	13,900.9	14,133.2	14,314.2	14,369.9	14,559.3	14,612.2	14,892.8	15,174.8	15,445.1	1.8	14.4
<b>Canada PT (000)</b>	3,067.2	3,155.5	3,225.0	3,317.1	3,320.2	3,304.7	3,376.9	3,432.3	3,387.3	3,467.7	3,523.6	3,482.7	3,610.6	3.7	12.0
<b>Canada PT %</b>	18.3%	18.6%	19.3%	19.6%	19.3%	19.0%	19.1%	19.3%	18.9%	19.2%	19.1%	18.7%	18.9%		
<b>Ontario FT (000)</b>	5,351.1	5,366.8	5,174.0	5,256.1	5,373.5	5,412.0	5,489.5	5,540.0	5,618.2	5,672.6	5,778.7	5,909.0	6,065.8	2.7	17.2
<b>Ontario PT (000)</b>	1,194.4	1,243.5	1,258.7	1,281.8	1,284.8	1,290.6	1,334.0	1,337.9	1,305.0	1,327.0	1,349.3	1,333.4	1,386.8	4.0	10.2
<b>Ontario FT %</b>	81.8%	81.2%	80.4%	80.4%	80.7%	80.7%	80.4%	80.5%	81.2%	81.0%	81.1%	81.6%	81.4%		
<b>Ontario PT %</b>	18.2%	18.8%	19.6%	19.6%	19.3%	19.3%	19.6%	19.5%	18.8%	19.0%	18.9%	18.4%	18.6%		
<b>Brantford FT (000)</b>	55.4	55.7	55.1	53.1	54.7	54.5	54.5	55.2	55.6	56.7	58.7	57.6	63.9	10.9	16.0
<b>Brantford PT (000)</b>	13.4	13.0	13.6	14.2	13.7	13.1	14.5	13.4	13.7	13.5	13.6	12.4	14.8	19.4	8.8
<b>Brantford FT %</b>	80.5%	81.1%	80.2%	78.9%	80.0%	80.6%	79.0%	80.5%	80.2%	80.8%	81.2%	82.3%	81.2%		
<b>Brantford PT %</b>	19.5%	18.9%	19.8%	21.1%	20.0%	19.4%	21.0%	19.5%	19.8%	19.2%	18.8%	17.7%	18.8%		

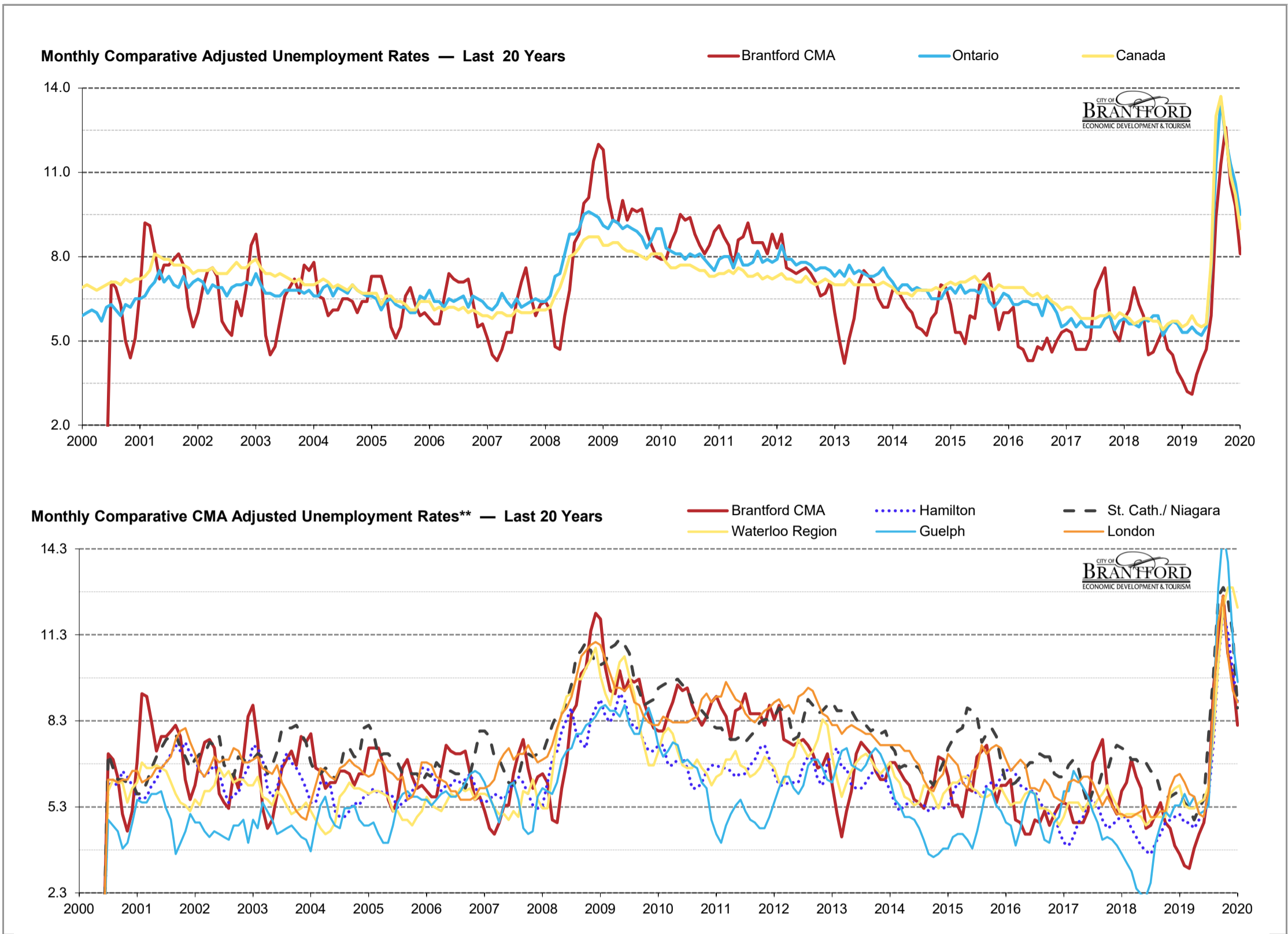
\* Source: Stats Canada. Based on persons of working age, 15 years and over. Statistics Canada must be credited when data from this report is used.  
 \*\* Monthly municipal rates are reported as 3 month moving averages. All others are reported monthly.

Data for the County of Brant is not reported separately by Stats Canada. Prepared by the City of Brantford's Economic Development Department. Available at [advantagebrantford.ca](http://advantagebrantford.ca)



\* Source: Stats Canada. Based on persons of working age, 15 years and over. **Statistics Canada must be credited when data from this report is used.**  
 \*\* Monthly municipal rates are reported as 3 month moving averages. All others are reported monthly.

Data for the County of Brant is not reported separately by Stats Canada. Prepared by the City of Brantford's Economic Development Department. Available at [advantagebrantford.ca](http://advantagebrantford.ca)



\* Source: Stats Canada. Based on persons of working age, 15 years and over. **Statistics Canada must be credited when data from this report is used.**

\*\* Monthly municipal rates are reported as 3 month moving averages. All others are reported monthly.

Data for the County of Brant is not reported separately by Stats Canada. Prepared by the City of Brantford's Economic Development Department. Available at [advantagebrantford.ca](http://advantagebrantford.ca)